


# ROCKYNATS STICKER GUIDE



Rockynats recognises that entrants get valuable support from sponsors large and small to build the cars to get to our event. At the same time, Rockynats has a bunch of sponsors and traders whose financial commitment is important to making Rockynats happen, and they need to be protected from ambush marketing.

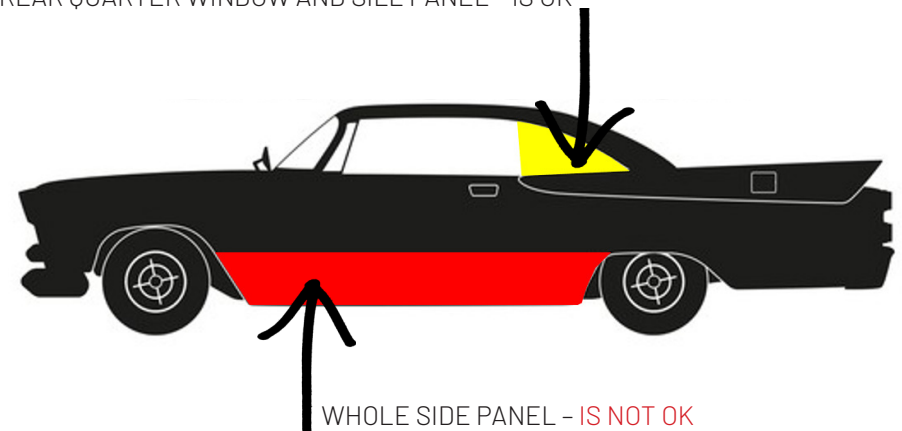
All we aim to do is to stop cars from coming to the event that are effectively billboards for a sponsor or a product that might compete with our sponsors or traders. Below is a fair and easy sticker guide showing how you can sticker your car and recognise your sponsors. If you think your car falls outside of the guidelines, then contact the Rockynats Team for advice.

UPPER FRONT SCREEN - **IS NOT OK**  
ROCKYNATS STICKERS ONLY.



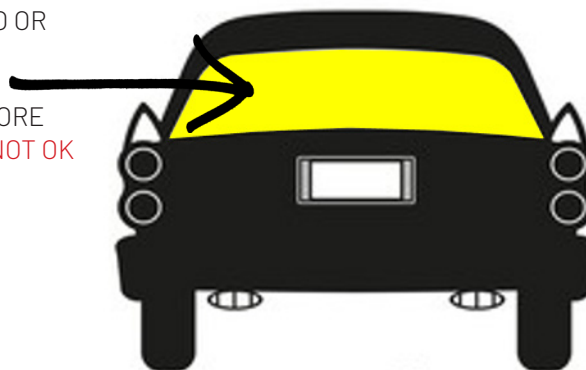
LOWER FRONT SCREEN - IS OK  
(DRIVERS VIEW NOT TO BE OBSTRUCTED)

REAR QUARTER WINDOW AND SILL PANEL - IS OK



WHOLE BACK WINDOW WITH TWO OR MORE STICKERS - IS OK

ONE ORGANISATION COVERING MORE THAN 50% OF THE WINDOW - **IS NOT OK**



WHOLE SIDE PANEL - **IS NOT OK**

Also whole car, side or rear window will be pending approval from Rockynats. Rockynats reserves the right to refuse artwork that conflicts with current sponsors of the event or is deemed inappropriate.